



ARCHITECTURAL ALUMINIUM WINDOWS & DOORS



WHY CHOOSE ALUMINIUM

Renowned for its perfect combination of light weight and high strength, aluminium is the ideal material for sliding, folding doors and windows, providing slim, elegant designs and outstanding performance.

With a life-span measured in decades rather than years, together with extremely low maintenance requirements, aluminium has become the perfect choice for home owners.



THE SMART CHOICE

All our systems are designed with performance, looks and efficiency in mind, with each frame incorporating a 'thermal-break' to insulate windows and doors against heat loss, raise the internal temperature of a house and help reduce the risk of condensation.

Maintenance for aluminium systems is simple and straightforward, with a routine 'wipe-clean' all that is required to keep the products looking their best. With no requirement for re-painting or re-varnishing, aluminium windows and doors will never fade, deteriorate or rust, even in harsh environments, or coastal locations.

QUALITY

Each of our products come with all the assurance you would expect from the UK's leading aluminium system.

Manufactured using state-of-the-art machine centres and dedicated production lines ensures you have precision engineered aluminium products every time.

SAFE & SECURE

Using police approved multi-point locking systems and the UK's most secure cylinder, we really have your security covered.

Ultions key features include:

- ◆ Double snap resistance
- ◆ Unique lock down mode
- ◆ 11 Individual pins
(twice as many as standard cylinders)
- ◆ Nearly 300,000 key combinations
- ◆ Anti drill, pick and bump

ULTION | ★★★★★ **PLUS**



03 | VISOFOLD
1000 SLIM
BI-FOLDS



07 | VISOGLIDE
SLIDING
PATIO DOORS



11 | ALITHERM
400
WINDOWS




13 | ALITHERM
400
DOORS



15 | HERITAGE
WINDOWS




17 | HERITAGE
DOORS



19 | SMART
WALL



21 | SHOP
FRONT



23 | HARDWARE
OPTIONS



25 | COLOURS
OPTIONS



VISO FOLD 1000 SLIM

BI-FOLD DOORS

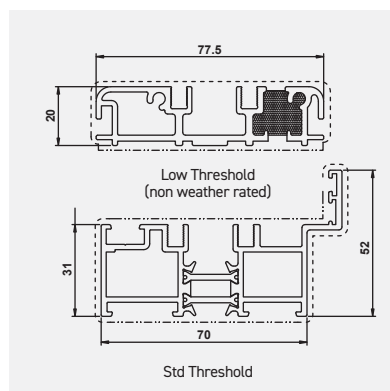
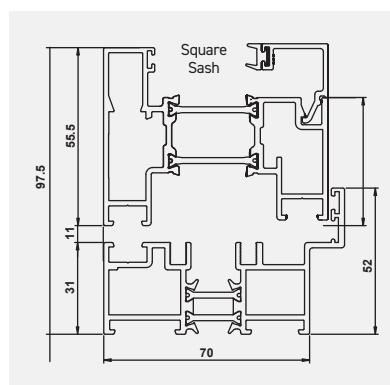
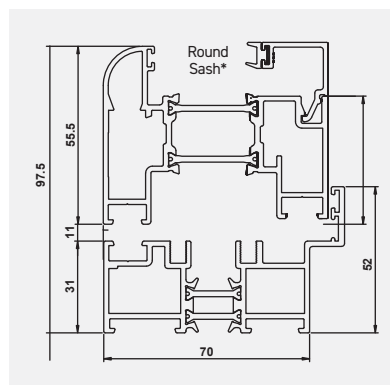
Available in a range of opening configurations to suit any application, Visofold doors can be folded internally or externally and with the opening at the side (so the sashes all fold one way), at one end (to create a single entrance door) or in the middle (to give the option of a double door).

Visofold's flexibility makes it the ideal choice for projects where large, uninterrupted openings are required, with the system providing maximum light and space to give unimpeded views.

The highly-versatile, easy-to-operate system is the perfect option for even the largest project, capable of opening up an entire wall, yet presenting a contemporary, elegant glazed façade when closed.

Visofold 1000

Application	Domestic / Commercial
Finish	Single / Dual colour, marine quality polyester powder coated
Profile	Round / Square
Lock Mechanism	Ultion (diamond accredited) Cylinder as std.- multi-point locking
Frame depth	70mm
Typical sight line	122mm
Max sash weight	100kg
U Value	1.3-1.5 w/m²k
Min - Max o/a height (per sash)	1850 - 2500mm
Min - Max o/a width (per sash)	700 - 1200mm
Security tested	PAS 24: 2012 DOC Q Optional Upgrade
Weather tested	BS 6375 Part 1: 2009
Glazing	DG 28mm, 36mm
Add ons	20mm, 42mm
Bead	Internal Only
Cills	85mm, 150mm, 190mm, 225mm, 300mm
Open In	Yes (Open inward doors have 25mm clearance only)





Visofold 1000 Slim profiles feature a thermal break to deliver enhanced thermal performance and energy efficiency and security is assured by multi-point lock mechanisms on the main opening sashes, and shoot-bolt locks on the 'floating' mullions.

The doors can have either a low threshold for unimpeded access, or a rebated threshold for improved weather resistance.

Visofold 1000 Slim doors are available in a choice of standard or non-standard colours, including metallic, dual colour and unique Sensations range of textured finishes.



With internal glazing beads preventing the removal of glass from outside, and high security locking mechanisms in the handle, our doors are built to last and to be secure.

VISOFOLD 1000 BI-FOLD DOORS



U Value
13-15W/m²K



Max Sash Width
1200mm



Dual
Colour



Certified
Document L



Max Sash Weight
100kg



Certified
PAS24:2012



Max Sash Height
2500mm



Multipoint
Lock



Sash Sightline
122mm




Certified
BS 6375



PROFILE

Square or round profile options



FINISH

Marine quality polyester powder coated



AESTETICS

Slim sightlines of just 122mm



GLAZING

28mm Double glazed sealed units



SECURITY


Secure multipoint locking



ULTION

ULTION

High security 3 star cylinder as standard



LOW THRESHOLD

20mm aluminium low threshold option



COLOURS

Single or dual colour options available



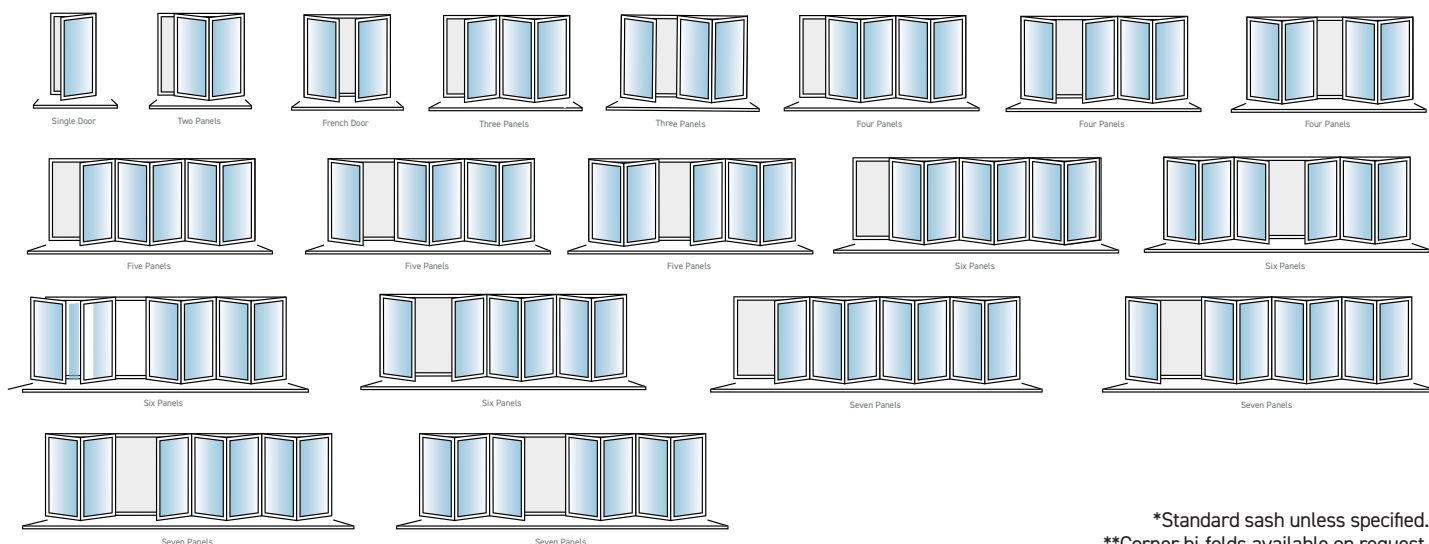


Our systems have been designed to not only withstand all that the elements can throw at them, but also to deliver minimum heat loss and great thermal efficiency.

Kitemarked and security-tested to the PAS24 standard, Visofold 1000 slide-folding doors features a choice of internally or externally folding panels, which when open help to integrate the home's external and internal living spaces, offering uninterrupted views.

CONFIGURATIONS

All designs available left or right handed



*Standard sash unless specified.
**Corner bi-folds available on request.

VISOGLIDE PLUS

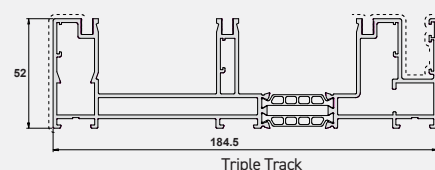
SLIDING PATIO DOORS

Our sliding patio doors provide the maximum light and afford the most unobstructed views of any system when closed and with our wide range of systems and options, you can select and tailor a door system to exactly meet your own specific requirements.

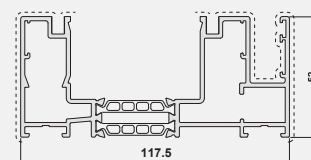
With a choice of frame sizes, sliding formats whether two, three or four pane systems, together with a choice of high-quality hardware and a wide range of colour options, the slim lines of these elegant doors make them the perfect solution for any home.

Visoglide Plus

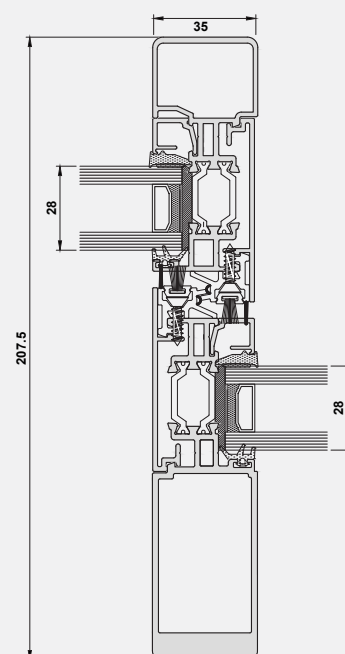
Application	Domestic / Commercial
Finish	Single / dual colour, marine quality polyester powder coated
Profile	Flat only
Security	Ulltion (diamond accredited) Cylinder as std- multi-point locking
Range options	Slide / Lift & Slide
Frame depth	117.5mm DT / 184.5mm TT
Max sash weight	250kg
U Value	1.4 - 1.8 w/m²k
Max o/a height (per sash)	2500mm
Max o/a width (per sash)	Within height/weight limitations there is no maximum width
Air Tested	Class 3, 600Pa
Water Tested	Class 7a, 300Pa
Wind Tested	Class AE, 2400Pa
BSA Awards	KM 530838 PAS 24:2012
Glazing	DG 28mm / TG 36mm
Track	Double / Triple Track
Interlock Width	Slim 35mm Std (subject to configuration)
Add ons	42mm
Bead	Internal Only
Cills	150mm, 190mm, 225mm, 300mm



Triple Track



Double Track



Std. Slim Interlock both Lift & Slide and Slider (subject to door configuration)

Combining the benefits of a large picture window, which allows light to flood in to an internal space, with an easy opening operation, Visoglide Plus is a high quality, highly versatile system which is a great option for even the largest project.

Delivering outstanding thermal efficiency, Visoglide Plus offers contemporary styling and robust performance, with the option of slide, or lift and slide operation on double or triple tracks.



VISOGLIDE PLUS PATIO DOORS

U Value
14-18W/m²K

Certified
PAS24:2012

Certified
BS 6375

Certified
Document L

Dual
Colour

Multipoint
Lock

Max Sash Height
2500mm

Max Sash Weight
250kg

Sash Sightline
35mm Slim Std.



SECURITY
Secure multipoint locking



EFFICIENT
Thermally efficient U Value of between 1.4 - 1.8W/m2k



GLAZING
Double or triple glazed options



COLOURS
Single or dual colour options available



FINISH
Marine quality polyester powder coated



ULTION
High security 3 star cylinder as standard



TRACK
Double or Triple Track options



INTERLOCK
35mm




Our systems have been designed to match a wide range of property styles. With our innovative folding panelled structure, they can provide the perfect transition from inside your home to outside

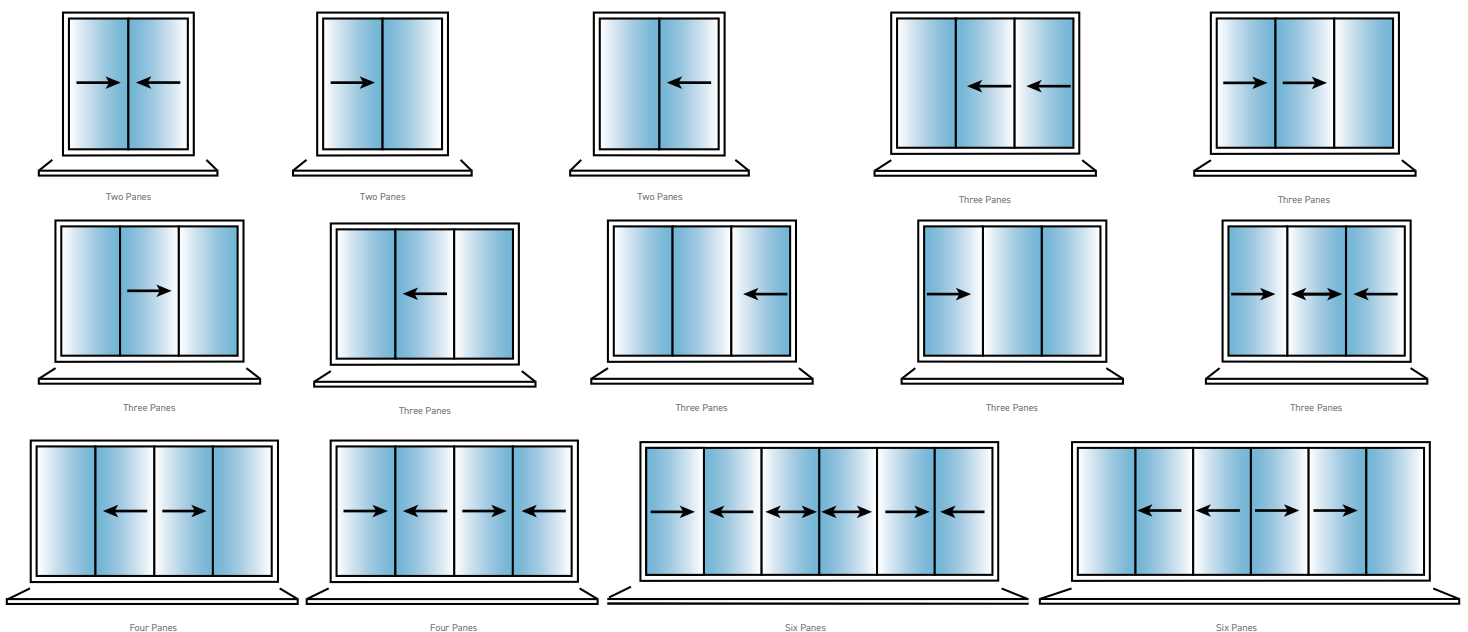


This high performance contemporary system features large sash sizes and is ideal for even the most demanding applications.

Available in dual colour and with a large thermal break, Visoglide delivers outstanding thermal performance for enhanced comfort and economy.

Open up a wall to create a relaxed feeling of light and space and to frame the beautiful views of the garden and beyond.

CONFIGURATIONS AVAILABLE IN SLIDE OR LIFT & SLIDE



ALITHERM 400

WINDOWS

The Alitherm 400 window is the first thermally broken aluminium system to feature Smart's pioneering coextruded glazing gasket. This means the beads are supplied with the glazing gasket post-extruded into the profile. This enables the Quick-Glaze beads to be simply tapped in on site, significantly reducing fabrication and installation time.

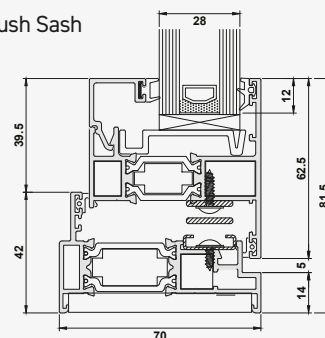
Available with a square profile, the slim sight lines of Alitherm 400 provide excellent weather and thermal performance, as well as the security assurance provided by PAS24 accreditation. While the flush, flat face option is suitable for off-set, face-mounted espagnolette locks.

Alitherm 400 Windows

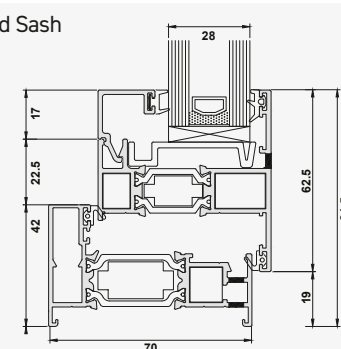
Application	Domestic / Commercial
Finish	Single / dual colour, marine quality polyester powder coated
Profile	Square
Security	Multi-point locking espag, Inline locking handle as standard
Frame depth	70mm
U Value	1.4 w/m²k
WER	A
Air Tested	Class 4, 600Pa
Water Tested	Class AE, 2400Pa
Wind Tested	Class AE, 2000+Pa
British Standards	KM 81580 / PAS 24:2016 / KM81543 / BS4873
Add ons	20mm, 42mm
Bead	Internal Sash / External Fixed Lights
Cills	85mm, 150mm, 190mm, 225mm, 300mm
Glazing	DG 28mm / TG 36mm
Astragal Bar	25mm / 41mm flat bar

SIZES	STD	FLUSH SASH	TILT & TURN
SH Max sash width	865mm	865mm	1200mm
SH Max sash height	1400mm	1400mm	2100mm
TH Max sash width	1400mm	1400mm	N/A
TH Max sash height	1500mm	1500mm	N/A
Max sash weight	40kg TH / 40kg SH	40kg TH / 40kg SH	90Kg

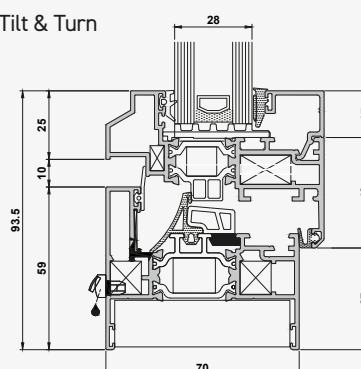
Flush Sash



Std Sash



Tilt & Turn





EFFICIENT
Thermally efficient
U Value of 1.4W/m²k



COLOURS
Single or dual colour,
marine quality polyester
powder coated



ENERGY SAVING
WER Rating of A



AESTHETIC
Slim 81mm sightlines



GLAZING
Double and triple glazed
options



PROFILE
Modern square profile



U Value
1.4W/m²K



Certified
PAS24:2016



Certified
BS 4873



Certified
Document L



TH Max Height
1500mm



Dual
Colour



TH Max Width
1400mm



Multipoint
Lock Espag



Max Weight
40kg



ALITHERM 400 DOORS

Alitherm 400 doors perfectly complement the window range, with the same stylish lines and providing the same ease of fabrication and installation. Available as open-in or open-out, single or double doors, the system provides excellent weather and thermal performance, as well as the security assurance provided by PAS 24:2016 accreditation. Security options include a choice of lift lever or slam lock multipoint locks.

Alitherm 400 Door

Application	Commercial / Domestic
Door Styles	Single Door / Double Door
Finish	Single / dual colour, marine quality polyester powder coated
Profile	Square
Security	Ultion (diamond accredited) Cylinder as std - multi-point locking
Profile Width	70mm
Max sash weight	100kg
U Value	1.4 w/m ² k
Single Door Max Width	1100mm
Single Door Max Height	2400mm
Double Door Max Width	2200mm
Double Door Max Height	2400mm
BSA Awards	BS 6375-1:2009 PAS 24:2016
Glazing	DG 28mm / TG 36mm
Add ons	20mm, 42mm
Bead	Internal
Cills	85mm, 150mm, 190mm, 225mm, 300mm



U Value
1.4W/m²K



Certified
Document L



Dual
Colour



DD Max Height
2400mm



DD Max Width
2200mm



Ultion
Cylinder as std
multi-point locking



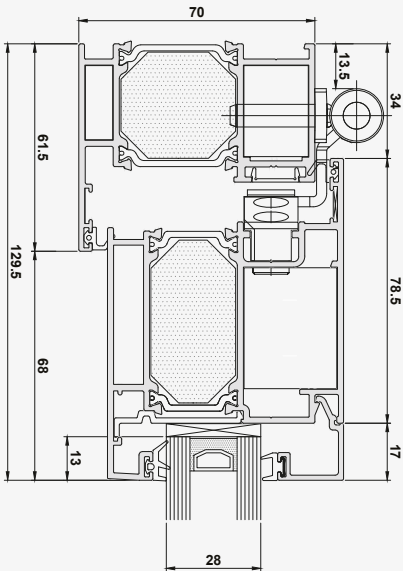
Max Weight
100kg

Our handsome range of entrance doors will impress your guests and keep out both the elements and unwelcome intruders. Our Alitherm doors are designed for use as open out or open in, single or double doors, internally beaded with side-light and low threshold options.

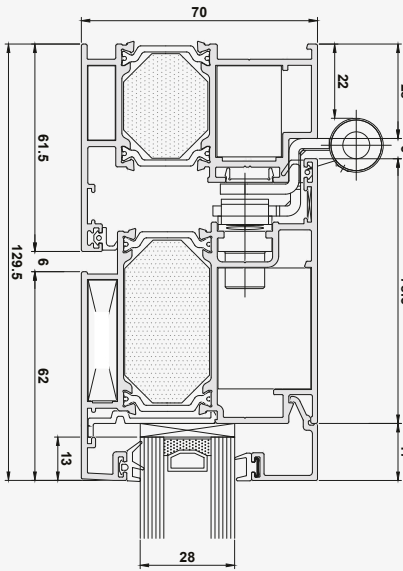
Elegant, yet strong and durable Alitherm doors enhance the beauty of your home, keep in the warmth and let in more light because of the slim sightlines. Peace of mind is ensured by the enhanced security provided by a multi-point locking system and high security cylinder.



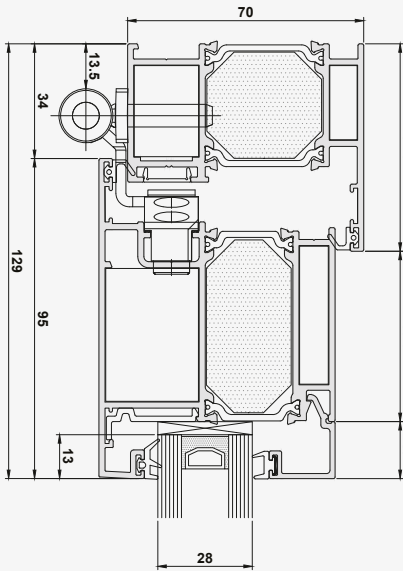
Standard Sash Open In



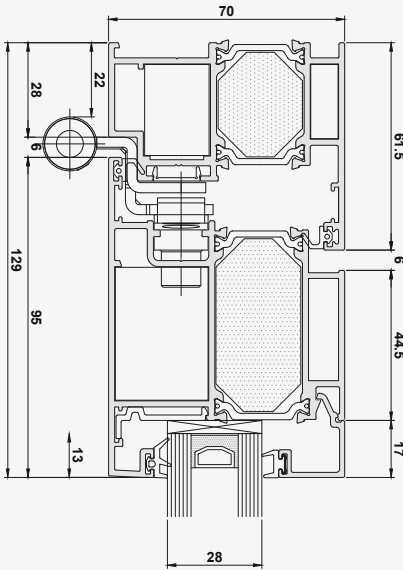
Flush Sash Open In



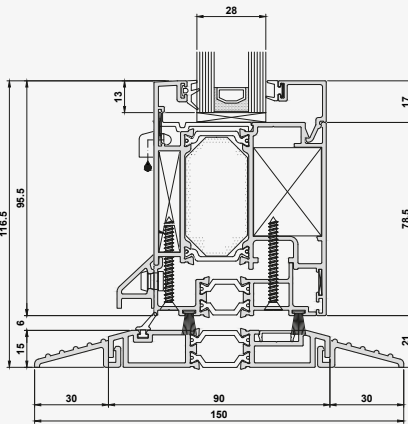
Standard Sash Open Out



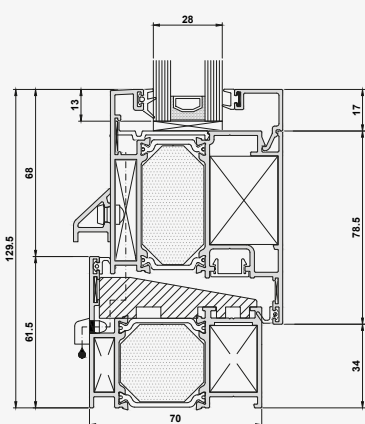
Flush Sash Open Out



Low Threshold



Std Threshold





Alitherm Heritage provides the ideal solution for heritage applications such as listed building renovations and large scale replica-refurbishment projects where planning constraints are to be considered.

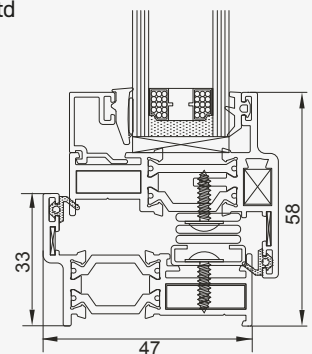
The Alitherm Heritage window is designed to be built as a series of horizontal modules which can be stacked using horizontal couplers to form a multi-part window featuring a specially design drip bar between modules.

Alitherm Heritage Windows

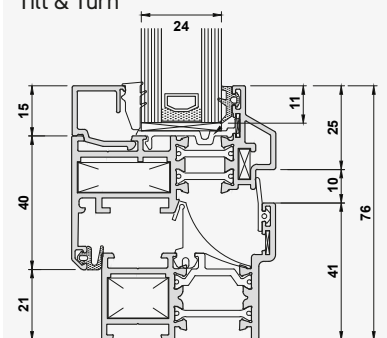
Application	Domestic
Finish	Single / dual colour, marine quality polyester powder coated
Profile Sash	Square
Security	Multi-point locking espag, Inline locking handle as standard
Frame depth	47mm
U Value	1.0 -1.5 w/m²k
WER	B
Air Tested	Class 4, 600Pa
Water Tested	Class 9a, 600Pa
Wind Tested	Class AE, 2400Pa
British Standards	KM 81580 / PAS 24:2012 / KM81543 / BS4873
Add ons	20mm, 42mm
Bead	Internal / External
Cills	85mm, 150mm, 190mm, 225mm
Glazing	DG 28mm
Astragal Bar	25mm / 41mm flat bar

SIZE	STD	TILT & TURN
SH Max o/a width	600mm	1200mm
SH Max o/a height	1400mm	2100mm
TH Max o/a width	1400mm	N/A
TH Max o/a height	1400mm	N/A
Max sash weight	40kg TH / 28kg SH	90Kg

Std



Tilt & Turn





EFFICIENT

Thermally efficient U Value of between 1.0 - 1.5W/m²k



GLAZING

Double and triple glazed option

U Value
1.0-1.5W/m²K

Certified
PAS24:2012

Certified
BS 4873

Certified
Document L

Dual
Colour

TH Max Height
1400mm

Multipoint
Lock Espag

TH Max Width
1400mm

Max Weight
40kg

COLOURS

Single or dual colour, marine quality polyester powder coated



ENERGY SAVING
WER Rating of B

AESTHETIC

Slim 58mm sightlines

SECURE

High security Multipoint locking system



HERITAGE RANGE DOORS

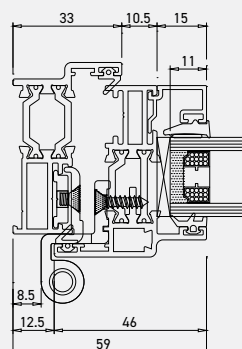
The Smart Alitherm Heritage door is the ideal replacement for steel balcony doors on heritage applications such as building renovations or apartment conversions. The Alitherm Heritage door provides the solution for conservation areas where planning regulations require a like-for-like product replacement.

Alitherm Heritage door profiles feature the system's signature slim sightlines and elegant lines that complement Smart's existing Alitherm Heritage window and mimic those of steel doors. The system has all the advantages of modern aluminium profiles that feature polyamide thermal breaks, allowing the system to achieve a U Value of 1.5 W/m²k when installed with a suitable sealed unit.

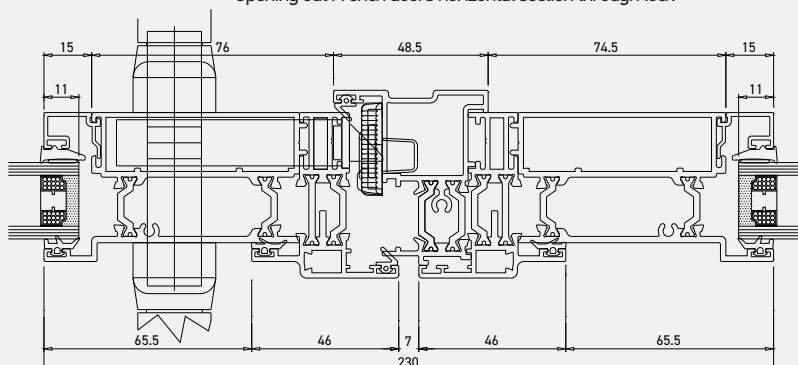
Alitherm Heritage Doors

Application	Domestic
Finish	Single / dual colour, marine quality polyester powder coated
Profile Sash	Square
Security	Ultion Cylinder as standard - Multipoint locking
Frame depth	47mm
Max weight	60kg
U Value	1.5 w/m ² k using a 1.0w/m ² k glass unit
Max Sash width	900mm
Max Sash height	2100mm
Sightlines	59mm
British Standards	KM 81580 / PAS 24:2012 / KM81543 / BS4873
Add ons	20mm, 42mm
Bead	Internal
Cills	85mm, 150mm, 190mm, 225mm
Glazing	DG 28mm
Astragal Bar	25mm / 41mm flat bar

Door outer frame & sash



Opening out French doors horizontal section through lock






SECURE
High security Multipoint
locking system



EFFICIENT
Thermally efficient
U Value of 1.5W/m²k



FINISH
Single or dual colour, marine
quality polyester powder
coated



AESTHETIC
Slim 59mm sightlines



GLAZING
Double and triple glazed
option

ULTION 
High security 3 star
cylinder as standard



U Value
1.5W/m²K



Certified
PAS24:2012



Certified
BS 4873



Certified
Document L



Dual
Colour



Max Sash Height
2100mm



Multipoint
ULTION



Max Sash Width
900mm






Smart Wall is a thermal shop front screen and door system suitable for all types of ground floor treatment where enhanced thermal performance is required. The system is ideal for use in schools, colleges and other educational buildings.

Smart Wall has been successfully tested to PAS 24:2012, LPS 1175 level 2 and BS EN 1627 Level 3 for enhanced security performance making the door one of the best performing fully thermally broken screen and entrance doors available in the UK. Screen work is either beaded or pocket glazed. Smart Wall complies with the latest requirements of Document L for thermal transmittance.

Smart Wall	
Application	Commercial
Finish	Single / dual colour, marine quality polyester powder coated
Profile	Flat
U Value	1.8 w/m ² k Doors / 1.4 w/m ² k Screens
Security	Ultion (diamond accredited) Cylinder as standard - Hook lock
Profile depth	100mm
Profile width	53mm
Single Door Max Width (mm)	1100mm (per sash)
Single Door Max Height (mm)	2500mm (per sash)
Single Door Max Weight (kg)	80kg
Add ons	53mm
Bead	External
Cills	85mm, 150mm, 190mm, 225mm, 300mm
Glazing	DG 28mm

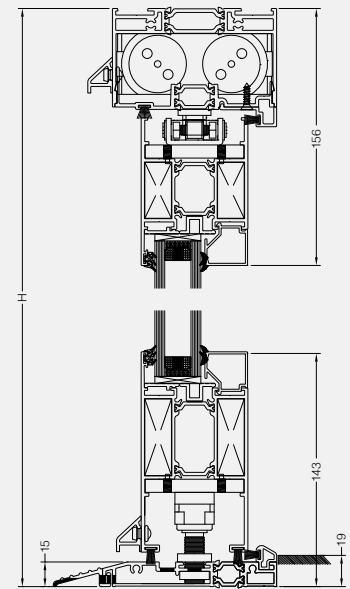
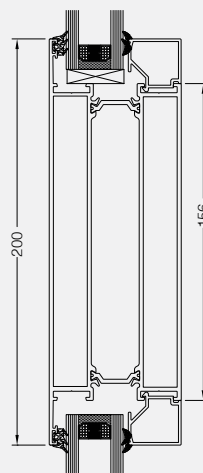




Smart Wall doors are weather rated to BS 6375 and are available with anti-finger trap door sections and drainable low thresholds.

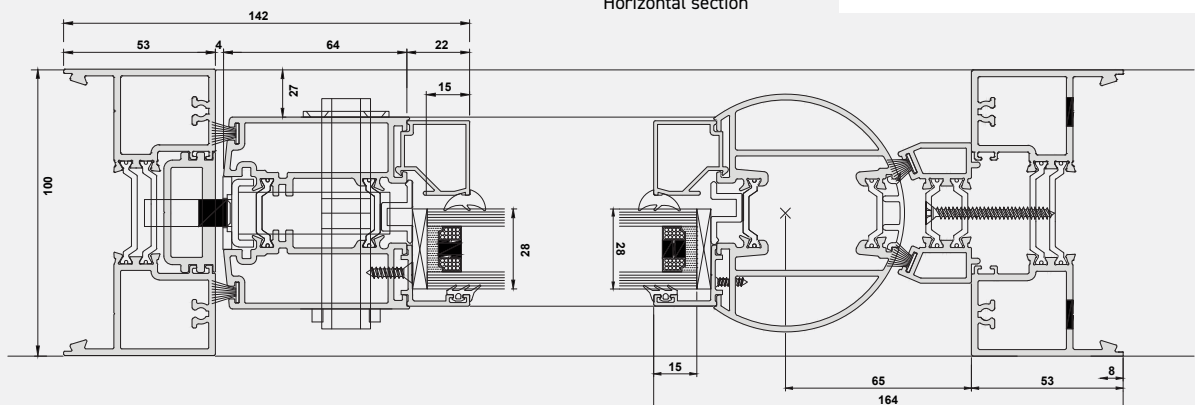
All profiles feature polyamide barriers to maximise thermal performance and can be internally or externally glazed. Unlike non-thermal alternatives, Smart Wall is available in dual colour from an extensive range of standard and non-standard finishes. Smart Wall complies with the latest requirements of Document L for thermal transmittance.

Midrail option for doors



Vertical section

Horizontal section





SHOPLINE

Shopleveline is a modular screening solution, combining the benefits of off-site manufacture with on-site assembly. Screen modules are constructed off site from square cut profiles joined using self tapping screws. These modules can then be rapidly assembled on site, intuitively clipping together the mullions to form one continuous screen.

Shopleveline	
Application	Commercial
Finish	Single colour marine quality polyester powder coated
Profile	Flat
Security	Ultion (diamond accredited) Cylinder as standard - Hook lock
Profile depth	100mm
Profile width	50mm
Single Door Max Width (mm)	1100mm (per sash)
Single Door Max Height (mm)	2500mm (per sash)
Single Door Max Weight (kg)	110kg
Add ons	50mm
Bead	External
Cills	85mm, 150mm, 190mm, 225mm, 300mm
Glazing	DG 24mm



Single
Colour



TH Max Height
2500mm



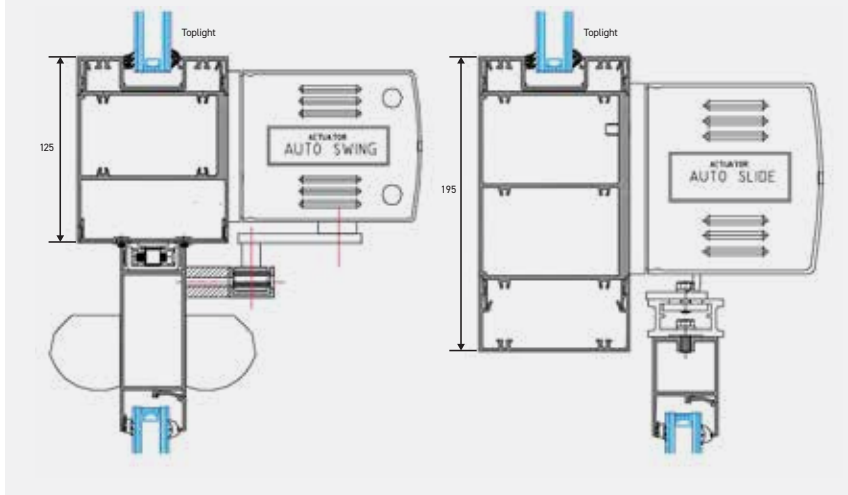
Max Width
1100mm



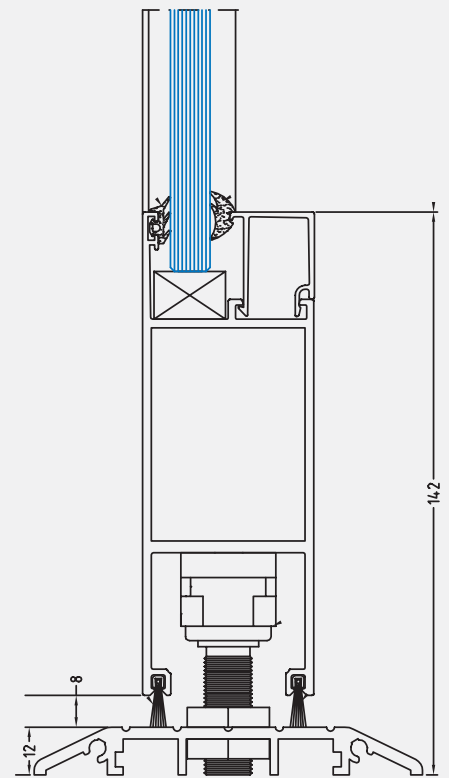
Max Sash Weight
110kg

This rapid assembly method offers an economical solution for low rise screening with slim sightlines of 50mm. Designed for the UK climate, all fixings on the screen are manufactured from corrosion resistant material to provide protection from both atmospheric and electrolytic degradation. The system offers drainage trays, ensuring the screens performance in all weathers.

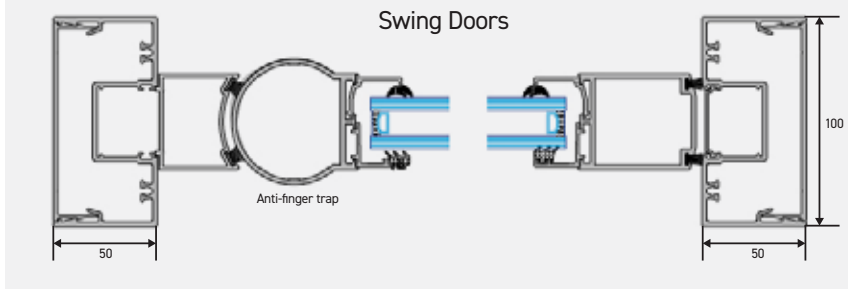
Auto Swing/Auto Sliding



Low Threshold



Swing Doors



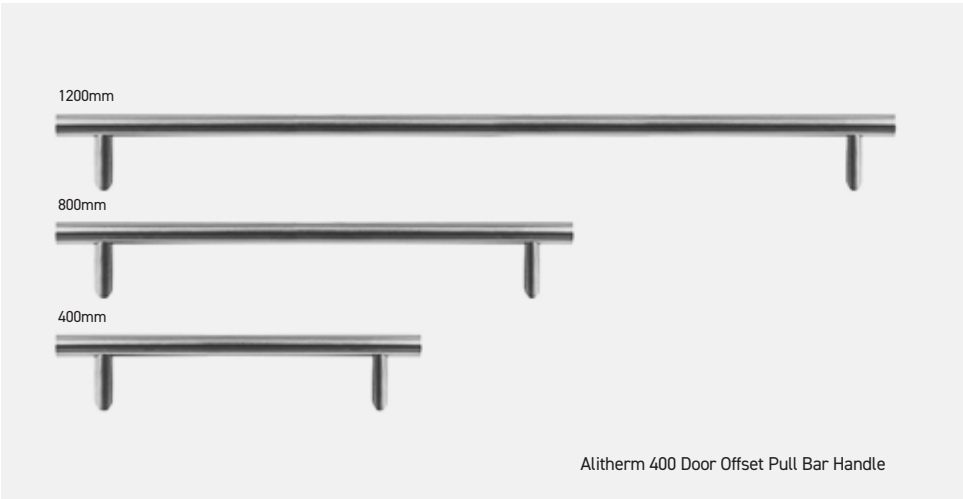
HARDWARE OPTIONS

Our range of hardware helps provide you with those vital finishing touches for your new window and door system. From handles to hinges, the style and colour of the accessories you select will have a significant effect on the final aesthetic look of your door.

Whether you want a modern, contemporary feel, or prefer a more traditional look, we have a wide range of style and colour options to choose from.



		White	Black	Anthracite
BI-FOLDING DOORS	Main handle (Lever (straight) handle)	✓	✓	✓
	Intermediate handle	✓	✓	✓
	D handle	✓	✓	✓
	Magnetic catch	✓	✓	✓
	Trickle vents	✓	✓	✓
SLIDING PATIO DOORS	Long lever handle	✓	✓	✓
	Sliding Door D Handle	✓	✓	✓
WINDOWS	Inline handle	✓	✓	✓
ALITHERM 400 DOORS	Lever lever handle	✓	✓	✓
	Pole handle	✗	✗	✗
	Letterplate	✓	✓	✗
	Knocker	✓	✓	✗
	Numerals	✓	✓	✗





Bi-fold D Handle



Bi-fold Magnetic Catch



Patio Door D Handle & Lever/Lever Handle

Chrome	Satin Silver	Polished Gold	Brushed Chrome
✓	✓	✓	✗
✓	✓	✓	✗
✓	✓	✓	✗
✓	✓	✓	✗
✗	✗	✗	✗
✗	✓	✗	✗
✗	✓	✗	✗
✓	✓	✓	✗
✓	✓	✓	✗
✗	✗	✗	✓
✓	✓	✓	✗
✓	✓	✓	✗
✓	✓	✓	✗



Bi-fold Intermediate Handle



Alitherm Window Handle

GLAZING OPTIONS

Standard glass on all aluminium products	Double-glazed unit -28mm / Softcoat / Argon / Thermobar Black Spacer	Triple-glazed unit - 36mm / 32mm / Softcoat / Argon / Thermobar Black Spacer
Std/Low-iron	Float	Float
Glass centre pane U-Value	1.2	0.8 (36mm) 0.9 (32mm)
Glass solar gain factor	0.71	0.62

*Alternative glazing available on request.

Building control requires windows and doors to satisfy either a U Value of 1.4 or lower or a WER of C or better.



Blinds in glass option available

COLOUR OPTIONS

As an aluminium installer, it's important you offer a wide selection of colour options that appeal to every audience. Some property owners want to add a unique touch to their home. We can offer any RAL or BS codes colours.



With so many different options available, there is a colour to suit every project, every property and every personal taste. We offer dual colour on all our aluminium products, with the exception of Shopline, for the best of both worlds, matching both the inside and the outside of a property.



Sensations

The 'Sensations' colours feature excellent design qualities


An exclusive range of metallic finishes that combine with a unique tactile finish, bringing style and durability to any building project. Ideal for both modern architecture and restoration projects 'Sensations' broad pallet of colours and pleasing feel offer a unique finish to windows and doors.



Alchemy

Alchemy combines the best of anodised and powder coated finishes

Introducing an innovative new range of anodised effect colours that combine the unique style and aesthetics of anodising with the protective qualities of a high quality powder coated finish.



*Colours are a guide only. Subject to availability.

Cotswold

The perfect colour-palette for traditional projects and conservation areas

The classic shades and warm tones in our new Cotswold range have been developed to provide the perfect finish for both new-build and heritage properties alike.



Naturals

Inspiring colours and finishes for contemporary architecture and restoration project

These beautiful colour-rich coatings, in a variety of versatile shades, the ever popular 'Naturals' range offers style and protection for all your Smart windows and doors.



CILL DETAILS

Cill end caps available in black or white.

